



# Exowrap® Insulation System

Exowrap®, the ‘one-step’ insulation system, is the quick and easy way to insulate high temperature surfaces in vessel engine rooms. ExoWrap® is a revolutionary system made from biosoluble vitreous silicate fibre which is reinforced with an outer jacket of heat sealed aluminum foil. In tape or blanket format, ExoWrap® is applied in one step eliminating the need for bulky and time consuming layered insulation. ExoWrap® can be easily removed and reinstalled by using the ExoWrap® ‘Silihesive’ Tape and is rated for use to 1,000° C max. ExoWrap® can be used throughout the engine room.

## Meets Solas Regulation II - 2/15.2.10

“A surfaces with temperatures above 220° C which may be impinged as a result of a fuel system failure shall be properly insulated.”

### ExoWrap® Tape

For use on bent and flanged pipes in areas where maintenance is not a consideration and/or space is limited. ExoWrap® has a pressure sensitive adhesive on the inner side for ease of installation.

### ExoWrap® Blankets

For use on straight pipes, valves, exhaust equipment, turbochargers, angled and uneven surfaces. And, anywhere that insulation is required. ExoWrap® Blankets are secured with ExoWrap® ‘Silihesive’ Tape for ease of maintenance.

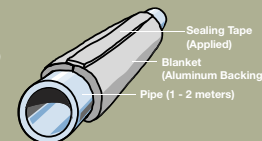
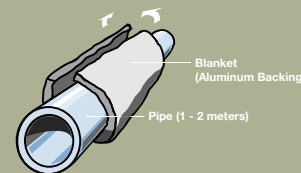
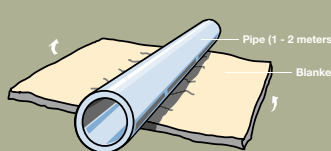
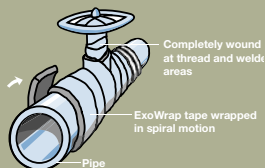
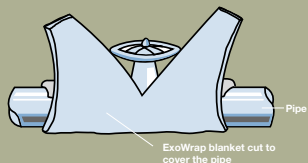


## Meets IMO Resolution MSC.61(67) ADOPTION OF THE INTERNATIONAL CODE FOR APPLICATION OF FIRE TEST PROCEDURES

Each ExoWrap® Blanket Roll is supplied with one roll of ExoWrap® ‘Silihesive’ Tape for fastening.



PACKAGING				TAPE - SIZES	
WIDTH	THICKNESS	LENGTH	ROLLS/BOX		
50 mm (2")	3 mm (1/8")	7.7 m (25')	24	50 mm (2") x 3 mm (1/8") thick x 7.7 m long (25')	
100 mm (4")	12 mm (1/2")	3.3 m (10')	6	100 mm (4") x 12 mm (1/2") thick x 3.3 m long (10')	
300 mm (12")	25 mm (1")	7.7 m (25')	2	BLANKETS - SIZES	
600 mm (24")	25 mm (1")	7.7 m (25')	1	300 mm (12") x 25 mm (1") x 7.7 m (25') x 4 rolls / box	
				600 mm (24") x 25 mm (1") x 7.7 m (25') x 2 rolls / box	



**ExoWrap Tape** Remove dirt, oil, scale and excessive moisture from surface.

ExoWrap® is wound around the pipe in a spiral motion using a 50% overlap to ensure good adhesion. Be sure that the

foil edges are securely fastened. Ends can be secured with wire or clips if desired.

For removal, unwind or cut the ExoWrap® Tape from the pipe. Tape is not reusable.

**ExoWrap Blankets** Cut the ExoWrap® Blankets to size with a utility knife or shears. Wrap around the surface to be insulated, butting the ends together forming a seam.

Secure and seal the seam with Silihesive Tape. To remove ExoWrap® Blanket, cut the Silihesive Tape and unwrap from metal surface. To reinstall, new Silihesive Tape must be applied.